

Standby Power Rating
 80 kW, 100 kVA, 60 Hz



*Assembled in the USA using domestic and foreign parts




Image used for illustration purposes only

Codes and Standards

Not all codes and standards apply to all configurations. Contact factory for details.



UL2200, UL6200, UL1236, UL489



CSA C22.2



BS5514 and DIN 6271



SAE J1349



NFPA 37, 70, 99, 110



NEC700, 701, 702, 708



NEMA ICS10, MG1, 250, ICS6, AB1



ANSI C62.41



IBC 2009, CBC 2010, IBC 2012,
 ASCE 7-05, ASCE 7-10, ICC-ES
 AC-156 (2012)



Powering a Smarter World

For over 65 years, Generac has been at the forefront of power generation, pioneering innovative solutions and unparalleled manufacturing excellence. At the heart of our reputation for superior quality lies our commitment to meticulously designing and manufacturing key components of our generators—ranging from alternators and enclosures to base tanks, control systems, and cutting-edge communications software.

Generac's gensets stand out for their unparalleled versatility and reliability. Engineered to offer a wide range of options and configurations, they are tailored to meet the unique demands of virtually any application, seamlessly adapting to its complexity. Our commitment to reliability drives us to globally source only the most dependable engines, selected through stringent criteria for optimal performance under the toughest industrial conditions.

Beyond the sale, Generac's dedication to our customers extends to comprehensive service support, for peace of mind and reliability long after your purchase. Our commitment is to not only provide state-of-the-art power solutions but also enduring success and satisfaction of our customers through ongoing support and service excellence.

STANDARD FEATURES

ENGINE SYSTEM

- Oil Drain Extension
- Heavy Duty Air Cleaner
- Level 1 Fan and Belt Guards (Open Set Only)
- Stainless Steel Flexible Exhaust Connection
- Factory Filled Oil and Coolant
- Critical Silencer
- Oil Temperature Sender with Alarm
- Air Filter Restriction Indicator

FUEL SYSTEM

- NPT Fuel Connection on Frame
- Primary and Secondary Fuel Shutoff

COOLING SYSTEM

- Closed Coolant Recovery System
- UV/Ozone Resistant Hoses
- Factory-Installed Radiator
- 50/50 Ethylene Glycol Antifreeze
- Radiator Drain Extension

ELECTRICAL SYSTEM

- Battery Charging Alternator
- Battery Cables
- Battery Tray
- Rubber-Booted Engine Electrical Connections
- Solenoid Activated Starter Motor

ALTERNATOR SYSTEM

- UL2200 GENprotect™
- Class H Insulation Material
- 2/3 Pitch
- Skewed Stator
- Brushless Excitation
- Sealed Bearing
- Full Load Capacity Alternator

GENERATOR SET

- Internal Genset Vibration Isolation
- Separation of Circuits - High/Low Voltage
- Separation of Circuits - Multiple Breakers
- Wrapped Exhaust Piping
- Standard Factory Testing
- 2 Year Limited Warranty (Standby and Demand Response Rated Units)

ENCLOSURE (IF SELECTED)

- Rust-Proof Fasteners with Nylon Washers to Protect Finish
- High Performance Sound-Absorbing Material (Sound Attenuated Enclosures)
- Gasketed Doors
- Upward Facing Discharge Hoods (Radiator and Exhaust)
- Stainless Steel Lift Off Door Hinges
- Stainless Steel Lockable Handles
- RhinoCoat™ - Textured Polyester Powder Coat Paint

CONTROL SYSTEM



Power Zone® Pro Controller

- NFPA 110 Level 1 Compliant
- Engine Protective Functions
- Alternator Protective Functions
- Digital Engine Governor Control
- Digital Voltage Regulator
- Multiple Programmable Inputs and Outputs
- Remote Display Capability

Power Zone® Pro Controller Continued

- Remote Communication via Modbus® RTU, Modbus TCP/IP, and Ethernet 10/100
- Alarm and Event Logging with Real Time Stamping
- Expandable Analog and Digital Inputs and Outputs
- Remote Wireless Software Update Capable
- Built-In Programmable Logic Eliminates the Need for External Controllers Under Most Conditions
- Programmable I/O Channel Properties
- Built-In Diagnostics

Alarms and Warnings

- High/Low Oil Pressure
- High/Low Coolant Level
- High/Low Coolant Temperature
- Sender/Sensor Failure
- High/Low Oil Temperature
- Over Total kW
- Over/Under Speed
- Over/Under Voltage
- Over/Under Frequency
- Over Current
- High/Low Battery Voltage

Alarms and Warnings Continued

- Battery Charger Current
- Phase to Phase and Phase to Neutral Short Circuits (I²T Algorithm)

4.3 Inch Color Touch Screen Display

- Resistive Color Touch Screen
- Easily Identifiable Icons
- Multi-Lingual
- On Screen Editable Parameters
- Key Function Monitoring
- Three Phase Voltage, Amperage, kW, kVA, and kVAr
- Selectable Line to Line or Line to Neutral Measurements
- Frequency
- Engine Speed
- Engine Coolant Temperature
- Engine Oil Temperature
- Battery Voltage
- Hourmeter
- Warning and Alarm Indication
- Diagnostics
- Maintenance Events/Information

EPA Certified Stationary

CONFIGURABLE OPTIONS

ENGINE SYSTEM

- Heater with Shutoff Valves
- Engine Coolant Heater
- Oil Heater
- Level 1 Fan and Belt Guards (Enclosed Units Only)
- Radiator Duct Adapter (Open Set Only)
- Two-Stage Heavy Duty Air Cleaner
- Critical Grade Silencer
- Baseframe Cover/Rodent Guard

ELECTRICAL SYSTEM

- 10A UL Battery Charger
- Battery Warmer

ALTERNATOR SYSTEM

- Permanent Magnet Excitation
- Alternator Upsizing
- Anti-Condensation Heater
- Tropical Coating

CIRCUIT BREAKER OPTIONS

- Main Line Circuit Breaker
- 2nd Main Line Circuit Breaker
- 3rd Main Line Circuit Breaker
- Shunt Trip and Auxiliary Contact
- Electronic Trip Breakers

FUEL SYSTEM

- NPT Flexible Fuel Line

GENERATOR SET

- Extended Factory Testing (3-Phase Only)
- 8 Position Load Center
- IBC Seismic Certification (Contact Factory for Availability)
- OSHPD Seismic Certification (Contact Factory or Availability)
- Elevated Stand

ENCLOSURE

- Level 0 Sound Attenuated
- Level 1 Sound Attenuated
- Level 2 Sound Attenuated
- Level 2 Sound Attenuated with Motorized Dampers
- Steel Enclosure
- Aluminum Enclosure
- Up to 200 MPH Wind Load Rating (Contact Factory for Availability)
- AC/DC Enclosure Lighting Kit
- Enclosure Heaters (with Motorized Dampers Only)
- Door Alarm Switch
- Spring Vibration Isolators
- Pad Vibration Isolators

CONTROL SYSTEM

- NFPA 110 Compliant 21-Light Remote Annunciator
- Remote Relay Assembly (8 or 16)
- Remote E-Stop (Break Glass-Type, Surface Mount)
- Remote E-Stop (Red Mushroom-Type, Surface Mount)
- Remote E-Stop (Red Mushroom-Type, Flush Mount)
- 10A Engine Run Relay
- Ground Fault Annunciator
- 120 V GFCI and 240 V Outlets
- 100 dB Alarm Horn
- Damper Alarm Contacts (with Motorized Dampers Only)

WARRANTY (EMERGENCY STANDBY POWER)

- 2 Year Extended Limited Warranty
- 5 Year Extended Limited Warranty
- 7 Year Extended Limited Warranty
- 10 Year Extended Limited Warranty

ENGINEERED OPTIONS

CONTROL SYSTEM

- Spare Inputs (x4) / Outputs (x4)
- Battery Disconnect Switch

GENERATOR SET

- Special Testing
- Battery Box

APPLICATION AND ENGINEERING DATA

ENGINE SPECIFICATIONS

General

Make	Generac
Cylinder #	4
Type	In-Line
Displacement - in ³ (L)	275.0 (4.5)
Bore - in (mm)	4.5 (114.3)
Stroke - in (mm)	4.25 (107.95)
Compression Ratio	9.1:1
Intake Air Method	Turbocharged
Number of Main Bearings	5
Connecting Rods	Forged Steel, Fractured Split, Bushingless
Cylinder Head	Cast Iron
Cylinder Liners	Cast Iron
Ignition	Coil Near Plug Solid State Inductive
Piston Type	Cast Aluminum Flat Top
Crankshaft Type	Forged Steel
Lifter Type	Hydraulic
Intake Valve Material	Stainless Steel
Exhaust Valve Material	Stainless Steel
Hardened Valve Seats	High Steel Iron Alloy

Engine Governing

Governor	Electronic
Frequency Regulation (Steady State)	± 0.25

Lubrication System

Oil Pump	Gear Driven
Oil Filter Type	Full-Flow Spin-On Cartridge
Engine Oil Capacity: qt (L)	21 (20)

Cooling System

Cooling System Type	Pressurized Closed
Fan Type	Pusher
Fan Speed (rpm)	2,100
Fan Diameter - in (mm)	22 (533)

Fuel System

Fuel Type	Natural Gas
Fuel Injection	Electronic
Fuel Shut Off	Generac
Operating Fuel Pressure - in H ₂ O (kPa)	5 - 14 (1.2 - 3.5)

*When designing the external fuel system, assume a 20% safety factor to the upper and lower limit of the specified fuel pressure range to account for site variation and measurement at the generator test port. Refer to Generac document 1000004620, latest rev. for proper gas supply design guidelines. (Contact Factory for Details)

Engine Electrical System

System Voltage	12 VDC
Battery Charger Alternator	Standard
Battery Size	See Battery Index 0161970SBY
Battery Voltage	12 VDC
Ground Polarity	Negative (-)

ALTERNATOR SPECIFICATIONS

Standard Model	K0080124Y21
Poles	4
Field Type	Revolving
Insulation Class - Rotor	H
Insulation Class - Stator	H
Total Harmonic Distortion (THD)	<5% (3-Phase Only)
Telephone Interference Factor (TIF)	<50

Standard Excitation	Synchronous Brushless
Bearings	Sealed Ball
Coupling	Direct via Flexible Disc
Prototype Short Circuit Test	Yes
Voltage Regulator Type	Full Digital
Number of Sensed Phases	All
Regulation Accuracy (Steady State)	± 0.25%

EPA Certified Stationary

OPERATING DATA

POWER RATINGS

		Standby
Single-Phase 120/240 VAC @1.0pf	80 kW/80 kVA	Amps: 333
Three-Phase 120/208 VAC @0.8pf	80 kW/100 kVA	Amps: 278
Three-Phase 120/240 VAC @0.8pf	80 kW/100 kVA	Amps: 241
Three-Phase 277/480 VAC @0.8pf	80 kW/100 kVA	Amps: 120
Three-Phase 346/600 VAC @0.8pf	80 kW/100 kVA	Amps: 96

STARTING CAPABILITIES (skVA)

skVA vs. Voltage Dip					
120/240 VAC 1Ø	30%	277/480 VAC 3Ø	30%	208/240 VAC 3Ø	30%
A0080044N21	58	K0080124Y21	172	K0080124Y21	132
A0130044N21	105	K0130124Y21	327	K0130124Y21	327

FUEL CONSUMPTION RATES*

Percent Load	Natural Gas – scfh (m³/hr)	
		Standby
25%		290 (8.2)
50%		538 (15.2)
75%		795 (22.5)
100%		1,063 (30.1)

*1.5X maximum site rated fuel consumption should be used for gas supply design practices. Refer to Generac 1000046207, latest rev, or contact factory for details.

COOLING

		Standby
Air Flow (Fan Air Flow Across Radiator) - Open Set	cfm (m³/min)	4,343 (123)
Coolant Flow	gpm (Lpm)	24 (90)
Coolant System Capacity	gal (L)	9 (34)
Maximum Operating Ambient Temperature	°F (°C)	122 (50)
Maximum Operating Ambient Temperature (Before Derate)		See Bulletin No. 0199270SSD
Maximum Radiator Backpressure	in H ₂ O (kPa)	0.5 (0.12)

COMBUSTION AIR REQUIREMENTS

	Standby
Flow at Rated Power cfm (m³/min)	178 (5.0)

ENGINE

		Standby
Rated Engine Speed	RPM	1,800
Horsepower at Rated kW**	hp	128
Piston Speed	ft/min (m/min)	1,275 (389)
BMEP	psi (kPa)	214 (1,473)

** Refer to "Emissions Data Sheet" for maximum bHP for EPA and SCAQMD permitting purposes.

EXHAUST

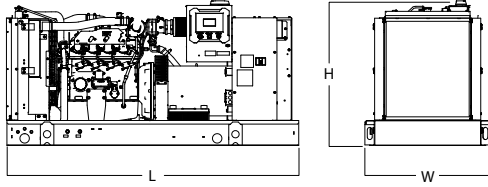
		Standby
Exhaust Flow (Rated Output)	cfm (m³/min)	456 (13.0)
Maximum Allowable Exhaust Backpressure (Post Silencer)	in Hg (Kpa)	0.75 (2.54)
Exhaust Temperature (Rated Output)	°F (°C)	1,425 (774)

Deration – Operational characteristics consider maximum ambient conditions. Derate factors may apply under atypical site conditions.

Please contact a Generac Power Systems Industrial Dealer for additional details. All performance ratings in accordance with BS5514 and DIN6271 standards.

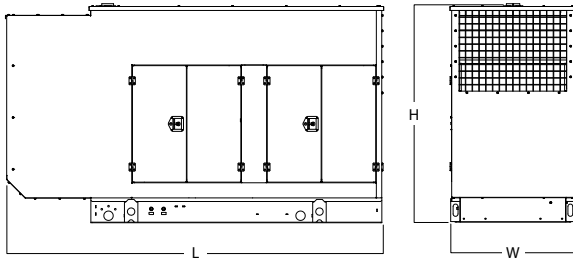
Standby - See Bulletin 0187500SSB

DIMENSIONS AND WEIGHTS*



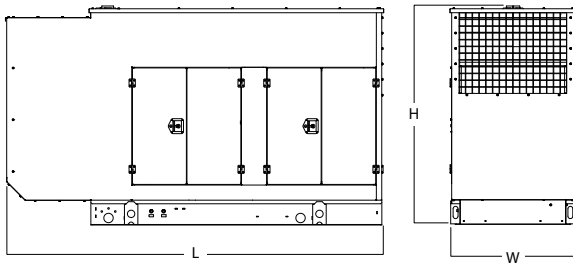
OPEN SET

L x W x H - in (mm)	92.9 (2,360) x 39.9 (1,014) x 46.0 (1,170)
Weight - lbs (kg)	2,192 - 2,250 (994 - 1,021)



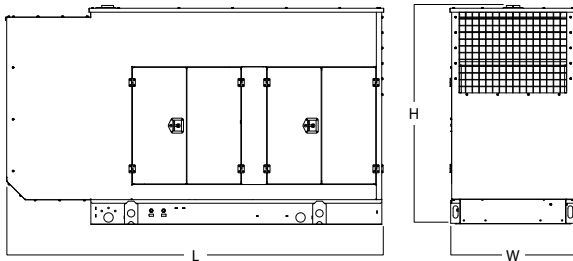
LEVEL 0 SOUND ATTENUATED ENCLOSURE

L x W x H - in (mm)	120.8 (3,068) x 40.5 (1,028) x 69.0 (1,754)
Weight - lbs (kg)	Steel: 2,932 - 2,989 (1,330 - 1,356) Aluminum: 2,580 - 2,638 (1,170 - 1,196)



LEVEL 1 SOUND ATTENUATED ENCLOSURE

L x W x H - in (mm)	120.8 (3,068) x 40.5 (1,028) x 69.0 (1,754)
Weight - lbs (kg)	Steel: 3,022 - 3,080 (1,371 - 1,397) Aluminum: 2,671 - 2,729 (1,211 - 1,238)



LEVEL 2 SOUND ATTENUATED ENCLOSURE

L x W x H - in (mm)	120.8 (3,068) x 40.5 (1,028) x 69.0 (1,754)
Weight - lbs (kg)	Steel: 3,100 - 3,158 (1,406 - 1,433) Aluminum: 2,727 - 2,785 (1,237 - 1,263)

* All measurements are approximate and for estimation purposes only.

YOUR FACTORY RECOGNIZED GENERAC INDUSTRIAL DEALER

Specification characteristics may change without notice. Dimensions and weights are for preliminary purposes only. Please consult a Generac Power Systems Industrial Dealer for detailed installation drawings